



STAGED CITY

A CIDADE EM CENA

Joana Mateus - Escola da Ponte, Porto
CREARTE 2016

STAGED CITY

Summary

In “Staged City” students compose a three dimensional image — a diorama — starting from the history of Ribeira, one of the oldest places of their city, Porto. They know the history represented in the 1930’s film by Manoel de Oliveira Douro Faina Fluvial, the photographs taken by Teófilo Rego in the 50’s, and reconstituted in the museum Casa do Infante.

Each group of students of the 3rd grade compose a diorama with drawings and photographs taken by themselves in a visit to Ribeira. The object also include a recorded sound in the boxes to introduce the viewer to a more or less imagined story. Students of the 2nd year select photographs among the archive of Teófilo Rego and make a collage of images and text that tells a reinvented story, from what they saw, heard and learned about Ribeira.

Finally, every group presents they work to the others: dioramas are projected in large scale and in real time on a screen and, in front of it students transform themselves into narrators and actors in a theatrical play.

The project was developed by Joana Mateus with Inês Azevedo.

Session 1

3th grade

First session of this project in Escola da Ponte, in Oporto, with the 3rd grade, started with a trip to “Ribeira”. This place in the riverside of the City is an important historical site. It was raining, so we could only visit “Casa do Infante”, the house where the portuguese navigator from the 14th century Infante D. Henrique was born.





It was Infante's birthday so in the final of the visit there was cake! These are some of the drawings made at Casa do Infante:




2nd grade

First session of this project with two classes from the 2nd grade, started by watching “Douro Faina Fluvial”, a semi-documentary film from 1931 by Manoel de Oliveira about “Ribeira”. Students took notes and made sketches while watching the movie. After that, each one told everybody something special from the film.



“Lighthouse. Bulls. Seagulls. Man looking at the sea. Stone fountain. Woman took the basket in their head. The sea. Accordion. Houses with high balconies. Boat with smoke. Train. Beret. Bridge D. Luís I. Source of electricity”.



“Fish. Man playing an instrument. Woman threw the fish. A man wet his face. Boat with a chimney. Wall. Ox licking a man. clouds. Police chief. Men climb stairs with bags”.


Next, students saw several reproductins of photographs made by Teófilo Rego that photographed “Ribeira” since the 50s. They started to select and cut elements they liked from that images.



Session 2

3rd grade

With prints of the photographs took in “Casa do Infante”, students started work in group to select and cut elements to compose their own diorama of “Ribeira”.





2nd grade

Construction of the boxes and cutting of elements for the diorama.



Extra Session - 3rd grade

We returned to Ribeira to make more photographs and discover some historical objects we heard about in the previous visit.



Session 3

3rd grade

Students continued to work in group to select and cut elements to compose their diorama. We started to build the boxes, with ruler and square.




2nd grade

Conclusion of the boxes for the dioramas. Selection of an image to the background. More element were cut and composed in a tridimensional image.

Groups started to imagine histories from the image they constructed, together. They wrote several texts.






Session 4

3rd grade




After holidays, we recapitulate the work done so far. We described the process steps and designed schemes to assist the folding, cutting and gluing the boxes.

With new prints of the photographs took in “Casa do Infante”, students used them to be the background of the diorama.




2nd grade

In this session groups worked through their histories and selected a sentence to be the subtitle of their diorama. Like typographers, they compose the sentence letter by letter.



All the groups presented their dioramas to the rest of the class, reading the histories inspired by the pictures and the movie they saw in the first session.



Session 5

3rd grade

In this session, we recorded a sound with each group of students, based on the texts they wrote from their dioramas. Some of the texts were theatrical. sound chips were glued on the boxes.

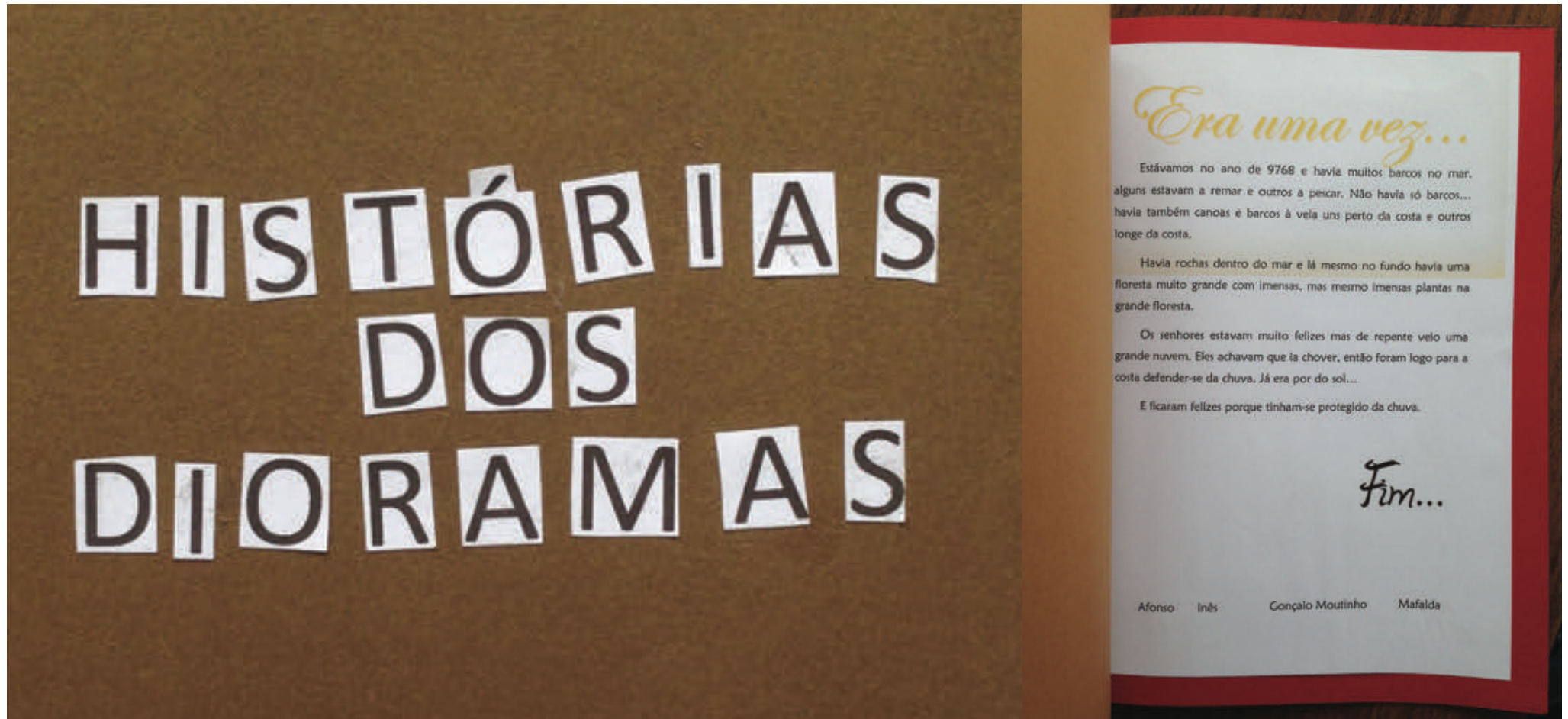


Last Session

The last session took the form of a spectacle where each participating class in the project presented their dioramas to other classes. A kind of auditorium was set up in the school canteen.



One of the classes had a book with the stories they wrote, prepared by their teacher in the style of dioramas, for easy reading.



Dioramas were projected in real time on a screen, serving as a backdrop to the stories told by students, transformed into narrators and actors in a staged city.





Thank You