



WATER GOES

CREARTE 2016

# WATER GOES!

- Chouselas Basic School
- An artistic project in relation to school program
- Theme: Water that crossed the school subject's related to environment, health and society programs of of basic school.
- Teachers suggested other subjects as analytical graphs, scientific experiments and visual and noise pollution.
- Desire to develop artistic work with means that teachers usually have difficult to call in the daily classroom's work context, normally not available to children.
- Project was conceived aiming to establish a bridge between scientific experience and aesthetic enjoyment and practice.

# WATER GOES!

## water performances from scientific experiments

- 4 groups developed project: 2 1st years and 2 4th years.
- 93 children, São José Correia, Jacinta Castro, Carla Sousa e Ana Carolina Silva (school teachers), Inês Azevedo and Joana Mateus (artists).
- All children, teachers and artist participated in the elaboration of three objects-performances that were displayed and activated in a final moment.
- Each group was dedicated to a water performance, here called “Water Goes Up\_ the colour”, “ Water goes down \_ the sound” and “Water Goes \_ the shape”.
- Students got divided into small mixed groups, fostering teamwork, attention to each other and the collective participation in a project.



WATER GOES UP \_ the colour

- Pigment-matter with water: origin, mixing, intensity, quality and characteristic analysis in terms of aesthetic results.
- Understand a scientific experiment to obtain pigments from plants in order to create ink.


Without an initial domain of what the pictorial result would be, with the use of scientific expertise a technical process was established. The aesthetic result of the process, colour studies, and other objects / paintings depended on the process's nature and the choices defined by the students and teacher.















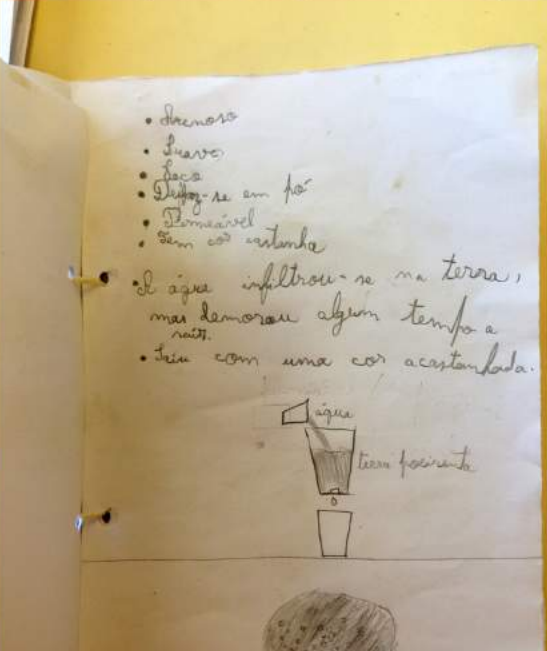









WATER GOES DOWN \_ the sound

- An experience with different soil types and the observation of their permeability was the motto to create vibraphone keys.
- When filtered and decanted from soil, water flows for different glass containers occupying a certain volume that, when played, produces different sounds. The keys have a random sound principle.
- In the container, the water had different chromatic tones and sound corresponding to the type of soil used.
- Students experimented different soil types seeking chromatic values and specific sound, trying to master this process to a later composition.

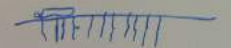




## SÍMBOLO



MUITO PERMEÁVEL



PERMEÁVEL



POUCO PERMEÁVEL



IMPERMEÁVEL









WATER GOES \_ the shape

- Change and destruction of forms built with clay, salt play dough, wooden stick and stones through the speed and weight of various objects and moving water.
- From the former constructions and actions was obtained a set of interrelated objects and a water circulation circuit that will be configured and changed during the project experimentation.
- Accidents and pollutions – visual and material consequences of the water action and the materials on each other.









# **WATER PERFORMANCES**









# CHILDREN'S EVALUATION

Children were asked to answer a short questionnaire with the following questions:

1. Who participated with you in carrying out the different experiences?
2. Throughout the project what was harder to do?
3. What was easier?
4. What was the most fun?
5. What did you learn to do?
6. Was there anything else important that you wanted to do but that wasn't done?
7. Did you like to participate in this project?

DIFFICULT	EASY	FUN	LEARNING
crush search sew decide harvest	crush sew to paint draw	harvest crush sew to paint to create colours	to produce paint and colours the colour of the plants after crushed how to sew naming the plants to observe the different colours in the same flower

DIFFICULT	EASY	FUN	LEARNING
help out build catch to invent	catch / harvest build distinguish produce sounds	act play to draw to do conduct	make a vibraphone compose music produce different sounds with glass bottles identifying the soil permeability do experiments with water

DIFFICULT	EASY	FUN	LEARNING
build plan and assemble knead decide together assemble	build to water to cover place break dig to invent	build to model teamwork to water make salt dough dirty to implement attend the concert	build houses, water transport and other city elements to model make salt dough free the imagination collaborate give knots

